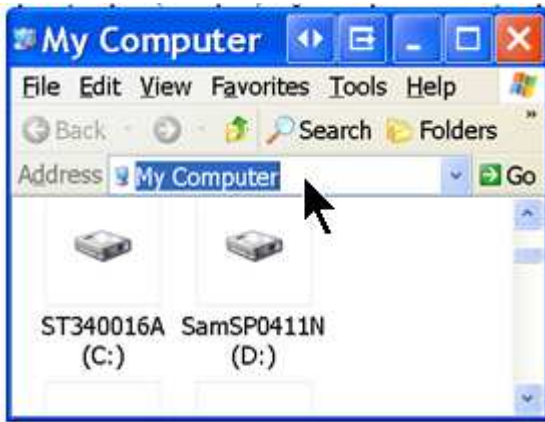


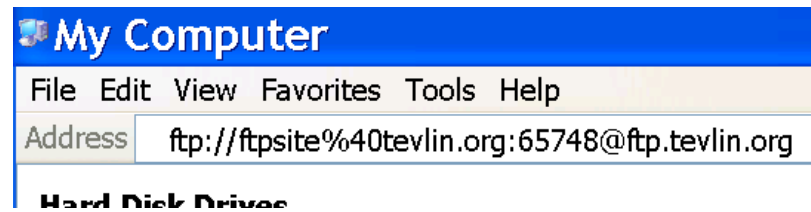
You can upload your pictures to the tevlin.org server for addition to the site slideshows:



Open "My Computer" (or "Computer") using the desktop icon or Start > My Computer

Note: This uses Windows Explorer, NOT Internet Explorer or any other web browser.
Alternate method: Start > All Programs > Accessories > Windows Explorer

<<< Click in the address bar (if address bar is not there go to View>Toolbars and make sure there is a check by the word Address). Remove all text there, then type (or copy/paste):
ftp://ftpsite%40tevlin.org:65748@ftp.tevlin.org
and hit Enter.



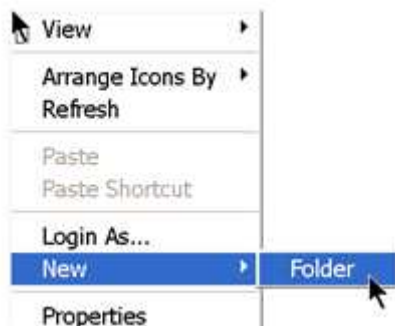
A folder opens labeled `ftp://ftp.tevlin.org/`

In a separate window, open the folder containing your images, select the image(s) to send and drag them into the `ftp://ftp.tevlin.org/` folder you just opened. Wait for them to upload. You can also drag a folder that contains your stuff or create a folder as noted below.

Email me peter@tevlin.org that you did it and I'll add them to the slideshows. You can drag/send videos too if you like

Thanks, Pete Tevlin, Webmaster

Note:



Just like on your PC, you can create a folder to put your pictures in too.
Right-click in the window and choose New > Folder then double click on it to go into that folder, then drag your files there.